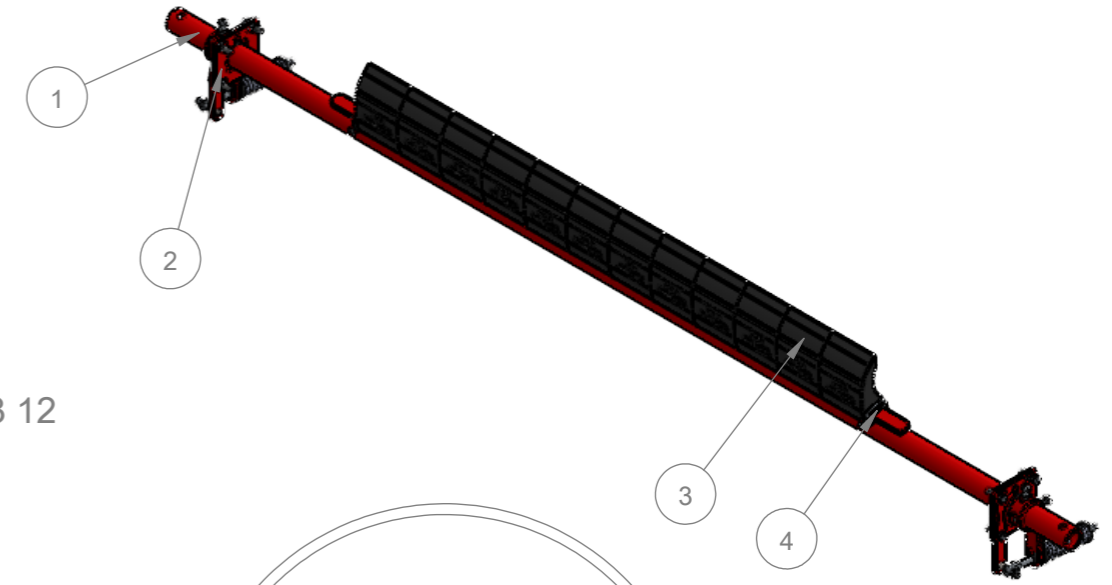
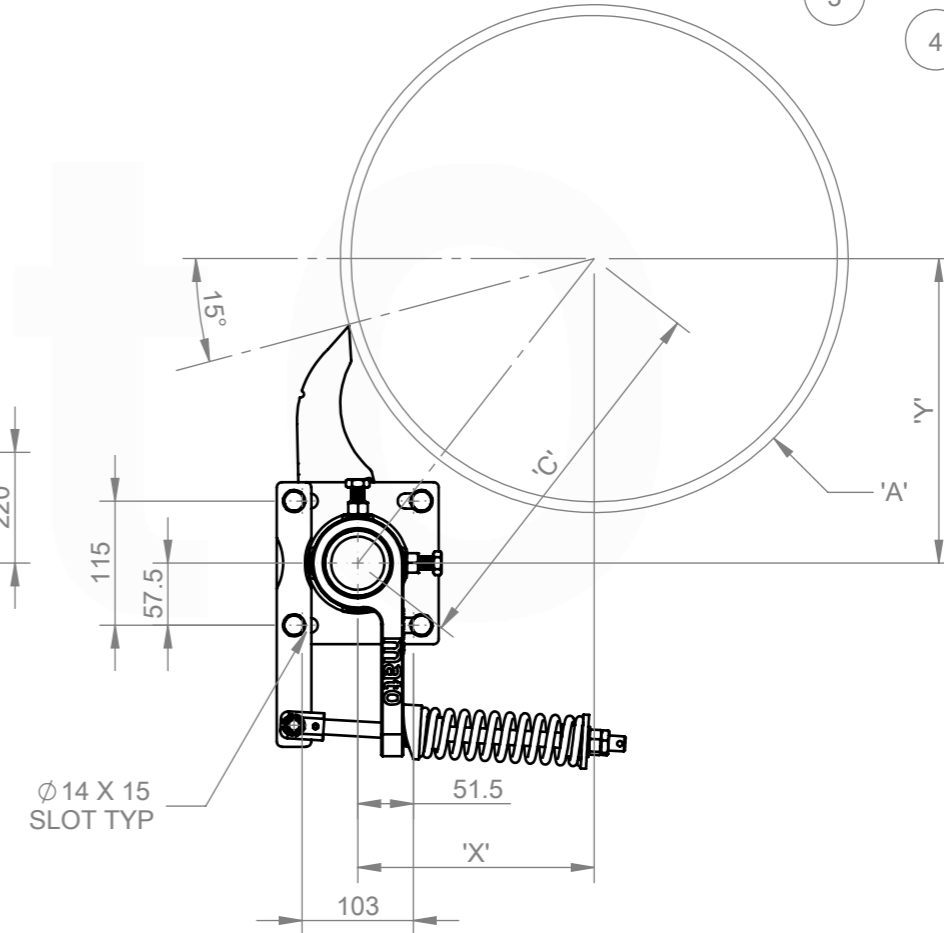
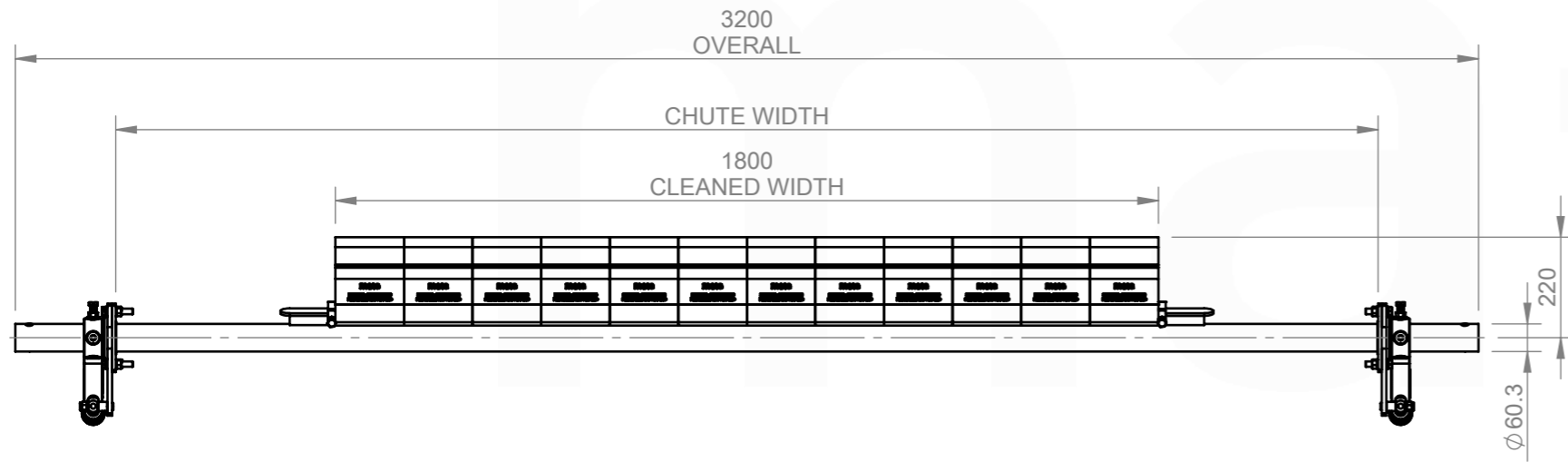


- ASSEMBLY NOTES:
1. UNLESS DRAWINGS ARE MARKED "FOR CONSTRUCTION", THEY SHALL NOT BE USED FOR CONSTRUCTION PURPOSES
 2. DO NOT OBTAIN DIMENSIONS BY SCALING FROM DRAWING
 3. REMOVE ALL BURRS AND SHARP EDGES
 4. ALL CUTS TO BE A MINIMUM OF CLASS 2 $\sqrt{3.2}$ FINISH UNO



81 161 53 12



CHUTE CUT OUT DETAIL:
REFER TO CUT OUT TEMPLATE
MTP185 CS2 INSTALLATION TEMPLATE

ITEM NO.	DESCRIPTION	QTY.	PART No.	MASS k/g
1	MTP-60-2000	1	81 022 11	31.46
2	60.3 SD PRIMARY COMPRESSION SPRING CS2 (SILVER) END ASSEMBLY	1	81 161 00 62	10.40
3	MTP185 - P2	12	81 110 00 21	1.46
4	END STOP, ASSY. - MTP	2	82 200 00 25	0.20

<p>REVISIONS</p> <table border="1"> <thead> <tr> <th>REV.</th> <th>DESCRIPTION</th> <th>BY</th> <th>APRVD</th> <th>DATE</th> </tr> </thead> <tbody> <tr> <td>A</td> <td>ISSUED FOR CONSTRUCTION</td> <td>KD</td> <td>JS</td> <td>19/11/25</td> </tr> <tr> <td>B</td> <td>UPDATED DIMENSIONS</td> <td>JS</td> <td>DG</td> <td>29/01/2026</td> </tr> </tbody> </table>					REV.	DESCRIPTION	BY	APRVD	DATE	A	ISSUED FOR CONSTRUCTION	KD	JS	19/11/25	B	UPDATED DIMENSIONS	JS	DG	29/01/2026	<p>MACHINING AND FABRICATION TOLERANCES UNO: (ALL DIMENSIONS IN mm)</p> <p>DIMENSIONAL TOLERANCE: PIPE STRAIGHTNESS</p> <p>X.X ±1.0 <1000 ±3.0</p> <p>X.XX ±0.5 <2000 ±6.0</p> <p>X.XXX ±0.1 <3000 ±9.0</p> <p>X.XXXX ±0.01</p> <p>ANGLE: X.X ±1.0° X.XX ±0.5°</p> <p>THERMAL CUTTING: ±1.0 WELDMENTS: ±2.0</p> <p>CASTINGS: REFER TO CASTING NOTES</p> <p>MACHINING "ROUGH" TO ISO 2768-VL</p> <p>MACHINING STD: TO ISO 2768-mK</p> <p>POLYURETHANE: ±2.0</p> <p>WELD SYMBOLS: IN ACCORDANCE TO ISO 2553</p> <p>MACHINED SURFACES UNO: TO BE $\sqrt{3.2}$ WHERE INDICATED "ROUGH" TO BE $\sqrt{3.2}$ WHERE NOT INDICATED</p>		<p>MATERIAL: N/A</p> <p>FINISH: N/A</p> <p>COLOUR: N/A</p> <p>MFG'D: INTERNAL</p> <p>SCALE: DO NOT SCALE</p>		<p>DRAWN BY: JS</p> <p>CHECKED: JS 19/11/25</p> <p>APPROVED: JS 19/11/25</p> <p>CREATED: 17/11/2025</p>		<p>DESCRIPTION: MTP185-P2-CS2-2000</p> <p>PART NO.: 81 161 53 12</p> <p>MASS: 59.80 KG</p>		<p>PROFILE CUT ITEMS: TO BE CUT FROM SUPPLIED DXF CAD FILE WHERE APPLICABLE. ADDITIONAL DIMENSIONS CAN BE PROVIDED ON REQUEST. DO NOT SCALE IF IN DOUBT</p> <p>© COPYRIGHT, ALL RIGHTS RESERVED</p> <p>THIS DRAWING IS STRICTLY CONFIDENTIAL AND MUST NOT BE COPIED, REPRODUCED OR ADAPTED, NOR MAY ARTICLES BE MANUFACTURED IN ACCORDANCE WITH THE DRAWING WITHOUT PRIOR WRITTEN PERMISSION OF MATO AUSTRALIA PTY LTD.</p>		<p>mato</p> <p>MATO AUSTRALIA PTY LTD (INCORPORATED IN NSW) ABN 82 050 057 726</p> <p>39 BONVILLE AVE THORNTON NSW 2322 PH: 1300 850 795 FAX: (02)4936 1388</p>	
REV.	DESCRIPTION	BY	APRVD	DATE																											
A	ISSUED FOR CONSTRUCTION	KD	JS	19/11/25																											
B	UPDATED DIMENSIONS	JS	DG	29/01/2026																											
					<p>3RD ANGLE PROJECTION</p>		<p>DRAWING NO. 8476</p>		<p>PG. SIZE A3</p>		<p>SHEET 1 / 1</p>		<p>REV B</p>																		

C:\InfoVault\InfoVault\01-Production\NEW FOLDER STRUCTURE\PRIMARY CLEANERS\MTP - PRIMARY CLEANERS\CS2 - END ASSEMBLIES\MTP185\81 161 53 12\CAD FILES\81 161 53 12