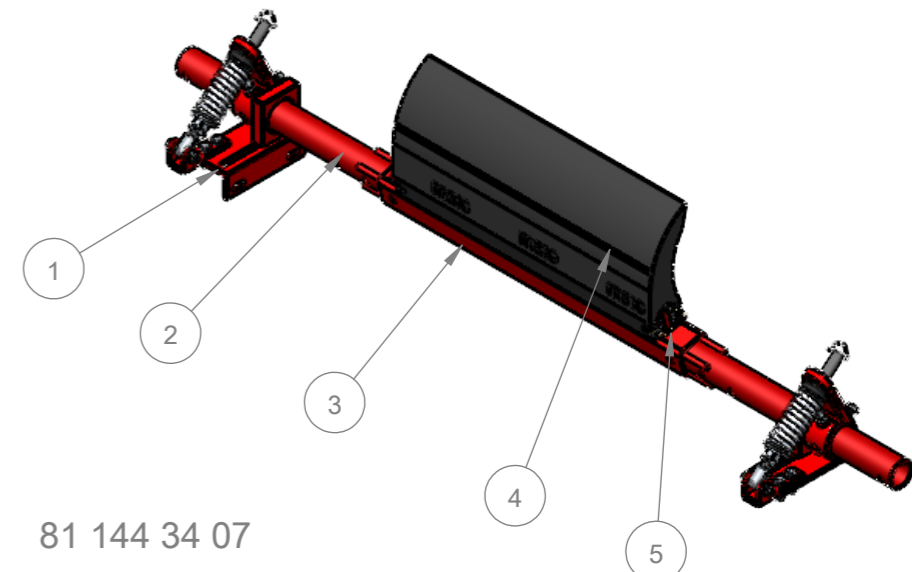
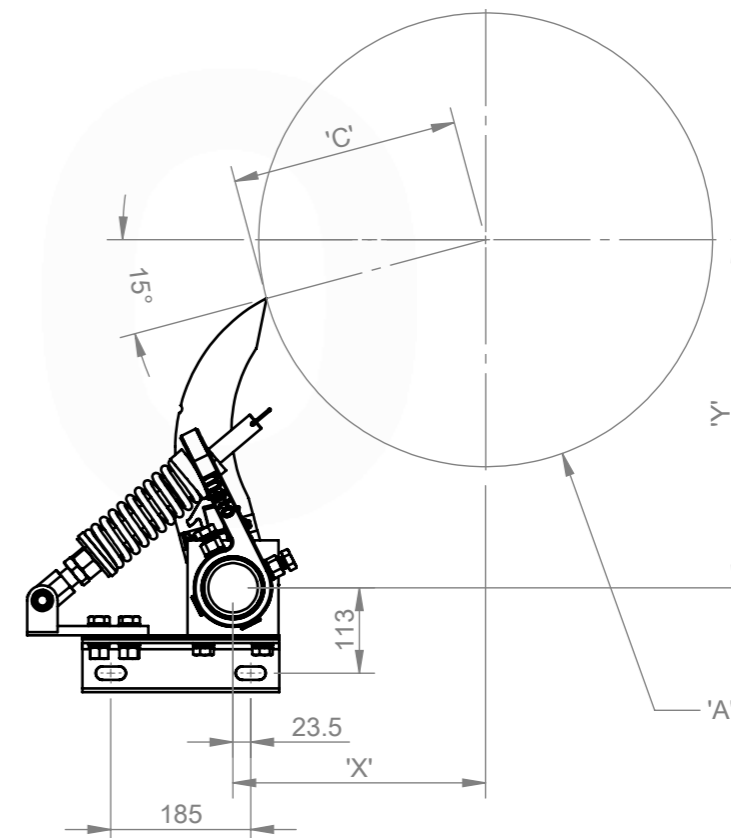
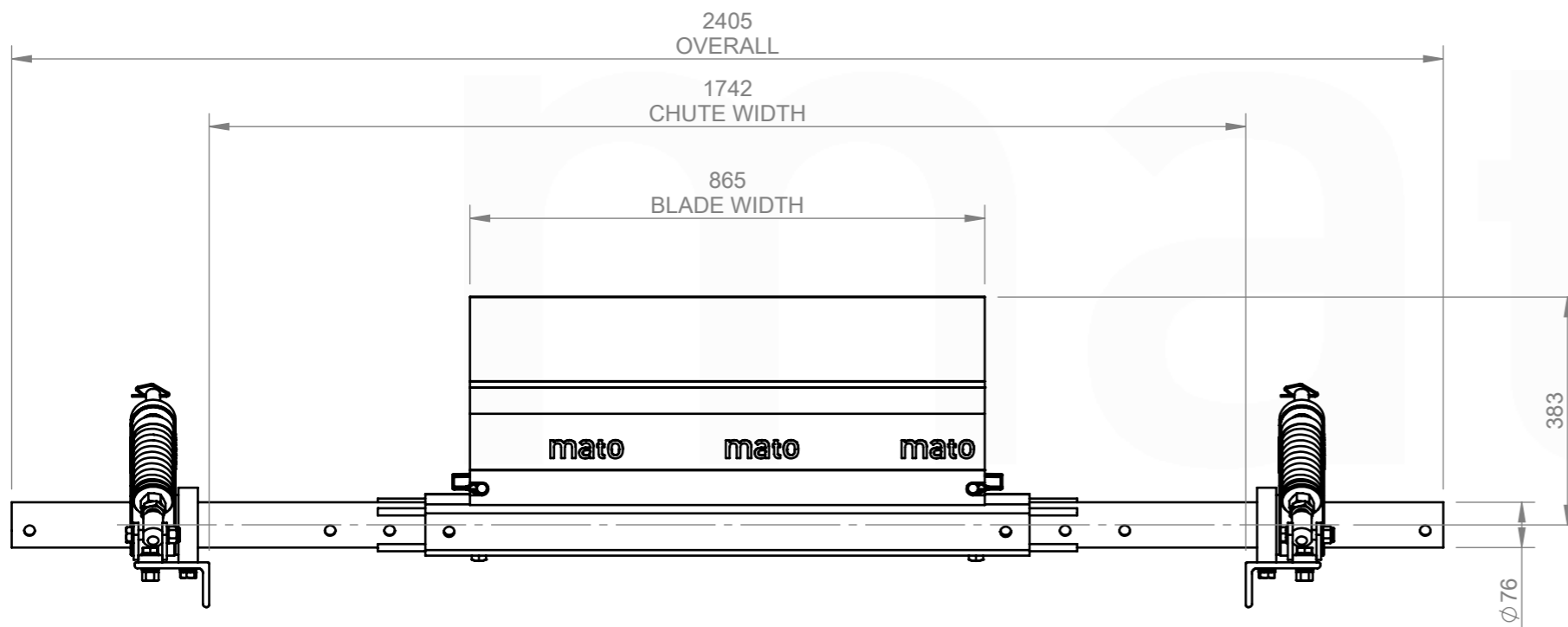


- ASSEMBLY NOTES:
1. UNLESS DRAWINGS ARE MARKED "FOR CONSTRUCTION", THEY SHALL NOT BE USED FOR CONSTRUCTION PURPOSES
 2. DO NOT OBTAIN DIMENSIONS BY SCALING FROM DRAWING
 3. REMOVE ALL BURRS AND SHARP EDGES
 4. ALL CUTS TO BE A MINIMUM OF CLASS 2 $\sqrt{3.2}$ FINISH UNO



81 144 34 07



CHUTE CUT OUT DETAIL:
REFER TO CUT OUT TEMPLATE
MDP306 CS1 INSTALLATION TEMPLATE

| ITEM NO. | DESCRIPTION | QTY. | PART No. | MASS k/g |
|----------|---|------|--------------|----------|
| 1 | MDP 76.1 HD DUAL PRIMARY CS (WHITE) END ASSEMBLY* | 1 | 81 144 00 82 | 29.50 |
| 2 | MDP235HD/306 SHAFT EXTENSION | 2 | 81 014 00 | 9.96 |
| 3 | MDPHD Centre Shaft 1000 | 1 | 81 015 24 | 21.26 |
| 4 | MDP306HD-P2-800 | 1 | 81 140 34 16 | 27.15 |
| 5 | MDP306 BLADE RETAINING PIN | 2 | 81 314 25 | 0.08 |

| <p>REVISIONS</p> <table border="1"> <thead> <tr> <th>REV.</th> <th>DESCRIPTION</th> <th>BY</th> <th>APR'VD</th> <th>DATE</th> </tr> </thead> <tbody> <tr> <td>A</td> <td>ISSUED FOR CONSTRUCTION</td> <td>JS</td> <td>DG</td> <td>08/05/25</td> </tr> </tbody> </table> | | | | | REV. | DESCRIPTION | BY | APR'VD | DATE | A | ISSUED FOR CONSTRUCTION | JS | DG | 08/05/25 | <p>MACHINING AND FABRICATION TOLERANCES UNO: (ALL DIMENSIONS IN mm)</p> <p>DIMENSIONAL TOLERANCE: PIPE STRAIGHTNESS</p> <p>X.X ±1.0 <1000 ±3.0</p> <p>X.XX ±0.5 <2000 ±6.0</p> <p>X.XXX ±0.1 <3000 ±9.0</p> <p>X.XXXX ±0.01</p> <p>ANGLE: X.X ±1.0° X.XX ±0.5°</p> <p>THERMAL CUTTING: ±1.0</p> <p>WELDMENTS: ±2.0</p> <p>CASTINGS: REFER TO CASTING NOTES</p> <p>MACHINING "ROUGH" TO ISO 2768-vL</p> <p>MACHINING STD: TO ISO 2768-mK</p> <p>POLYURETHANE: ±2.0</p> <p>WELD SYMBOLS: IN ACCORDANCE TO ISO 2553</p> <p>MACHINED SURFACES UNO:</p> <p>TO BE $\sqrt{12.5}$ WHERE INDICATED "ROUGH"</p> <p>TO BE $\sqrt{3.2}$ WHERE NOT INDICATED</p> | | <p>MATERIAL: N/A</p> <p>FINISH: N/A</p> <p>COLOUR: N/A</p> <p>MFG'D: INTERNAL</p> <p>SCALE: DO NOT SCALE</p> | | <p>DRAWN BY: JS</p> <p>CHECKED: DG 08/05/25</p> <p>APPROVED: DG 08/05/25</p> <p>CREATED: 9/04/2025</p> | | <p>DESCRIPTION: MDP306HD-P2-CS1-1000/150</p> <p>PART NO.: 81 144 34 07</p> <p>MASS: 97.98 KG</p> | | <p>PROFILE CUT ITEMS: TO BE CUT FROM SUPPLIED DXF CAD FILE WHERE APPLICABLE. ADDITIONAL DIMENSIONS CAN BE PROVIDED ON REQUEST. DO NOT SCALE IF IN DOUBT.</p> <p>© COPYRIGHT, ALL RIGHTS RESERVED</p> <p>THIS DRAWING IS STRICTLY CONFIDENTIAL AND MUST NOT BE COPIED, REPRODUCED OR ADAPTED, NOR MAY ARTICLES BE MANUFACTURED IN ACCORDANCE WITH THE DRAWING WITHOUT PRIOR WRITTEN PERMISSION OF MATO AUSTRALIA PTY LTD.</p> | | <p>mato</p> <p>MATO AUSTRALIA PTY LTD (INCORPORATED IN NSW) ABN 82 050 057 726</p> <p>39 BONVILLE AVE THORNTON NSW 2322 PH: 1300 850 795 FAX: (02)4936 1388</p> | |
|---|-------------------------|---------------------|----|---------------------|------|---------------|----|--------|------|---|-------------------------|----|----|----------|--|--|--|--|--|--|--|--|--|--|--|--|
| | | | | | REV. | DESCRIPTION | BY | APR'VD | DATE | | | | | | | | | | | | | | | | | |
| A | ISSUED FOR CONSTRUCTION | JS | DG | 08/05/25 | | | | | | | | | | | | | | | | | | | | | | |
| <p>DRAWING NO.: 7769</p> | | <p>PG. SIZE: A3</p> | | <p>SHEET: 1 / 1</p> | | <p>REV: A</p> | | | | | | | | | | | | | | | | | | | | |

C:\Matovault\Matovault\Production\NEW FOLDER STRUCTURE\PRIMARY CLEANERS\MDP - PRIMARY CLEANERS\CS1 - END ASSEMBLIES\MDP306HD\81 144 34 07\CAD FILES\81 144 34 07