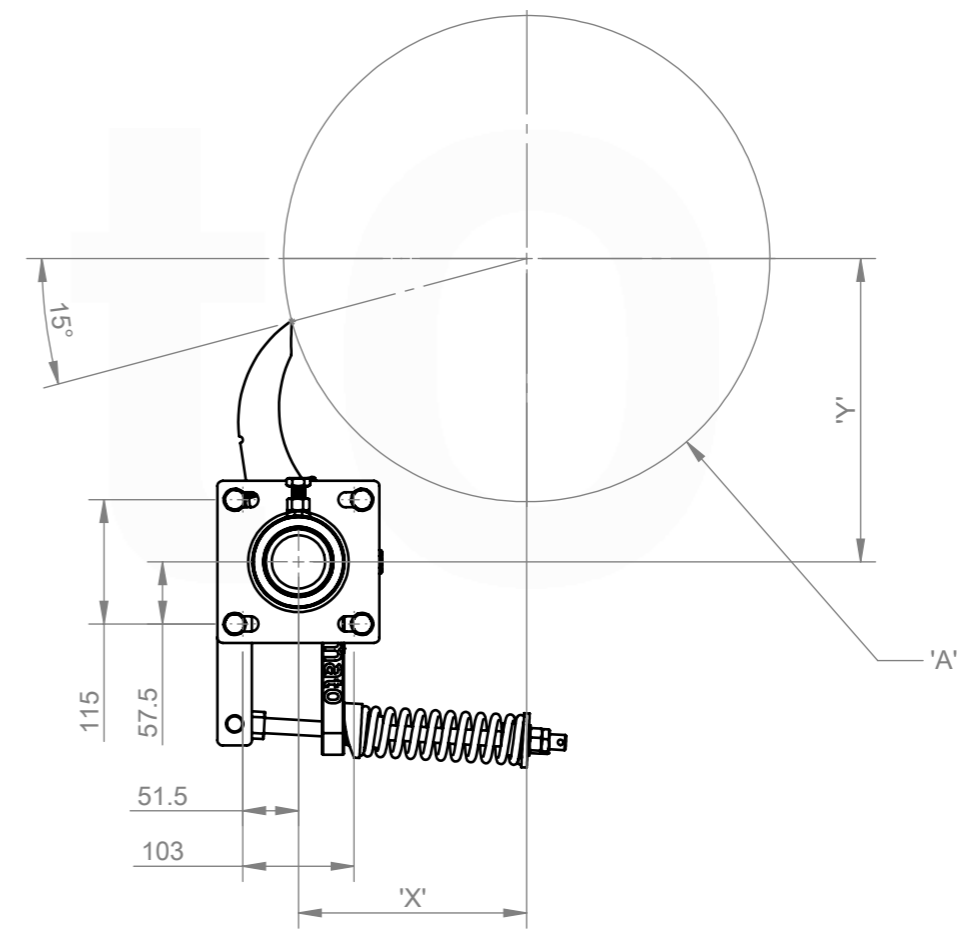
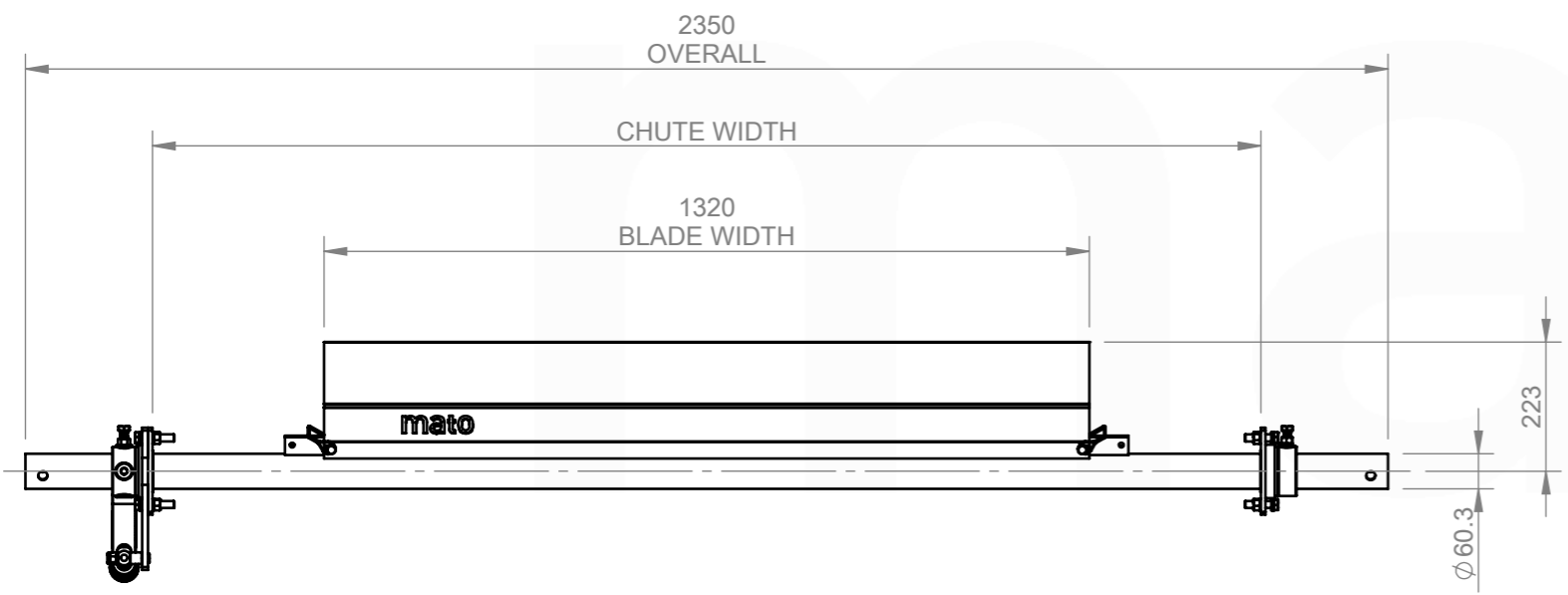
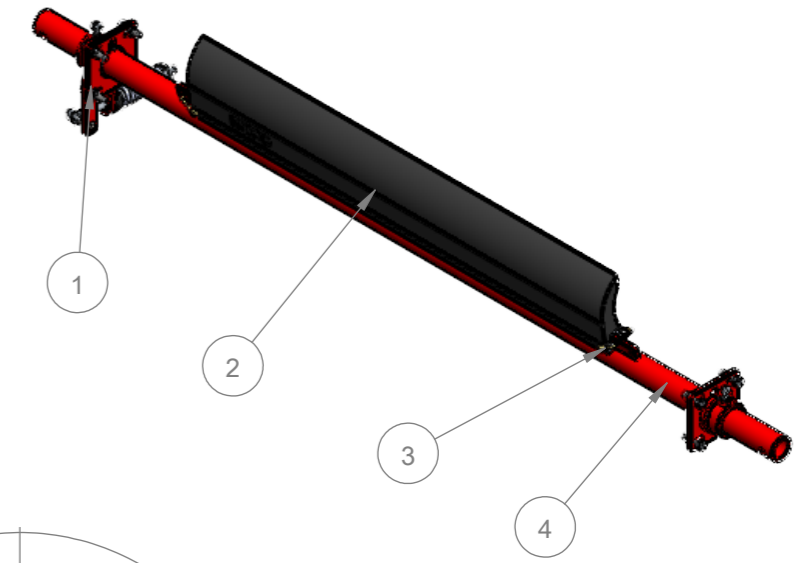


- ASSEMBLY NOTES:
1. UNLESS DRAWINGS ARE MARKED "FOR CONSTRUCTION", THEY SHALL NOT BE USED FOR CONSTRUCTION PURPOSES
  2. DO NOT OBTAIN DIMENSIONS BY SCALING FROM DRAWING
  3. REMOVE ALL BURRS AND SHARP EDGES
  4. ALL CUTS TO BE A MINIMUM OF CLASS 2  $\sqrt{3.2}$  FINISH UNO



81 161 22 41

CHUTE CUT OUT DETAIL:  
REFER TO CUT OUT TEMPLATE  
MDP185 CS2 INSTALLATION TEMPLATE

ITEM NO.	DESCRIPTION	QTY.	PART No.	MASS k/g
1	60.3 SD PRIMARY COMPRESSION SPRING CS2 (SILVER) END ASSEMBLY	1	81 161 00 62	7.69
2	MDP185-P2-1300	1	81 140 22 21	13.49
3	MDP120/185 BLADE RETAINING PIN	2	81 312 15	0.04
4	MDP185-60-1500 SHAFT	1	81 012 11	21.04

<p>REVISIONS</p> <table border="1"> <thead> <tr> <th>REV.</th> <th>DESCRIPTION</th> <th>BY</th> <th>APR'VD</th> <th>DATE</th> </tr> </thead> <tbody> <tr> <td>A</td> <td>ISSUED FOR CONSTRUCTION</td> <td>JS</td> <td>DG</td> <td>21/05/25</td> </tr> </tbody> </table>					REV.	DESCRIPTION	BY	APR'VD	DATE	A	ISSUED FOR CONSTRUCTION	JS	DG	21/05/25	<p>MATERIAL: N/A</p> <p>FINISH: N/A</p> <p>COLOUR: N/A</p> <p>MFG'D: INTERNAL</p> <p>SCALE: DO NOT SCALE</p>		<p>DRAWN BY: JS</p> <p>CHECKED: DG 21/05/25</p> <p>APPROVED: DG 21/05/25</p> <p>CREATED: 15/05/2025</p>		<p>DESCRIPTION: MDP185-P2-CS2-1500/200</p> <p>PART NO.: 81 161 22 41</p> <p>MASS: 42.30 KG</p>		<p>PROFILE CUT ITEMS: TO BE CUT FROM SUPPLIED DXF CAD FILE WHERE APPLICABLE ADDITIONAL DIMENSIONS CAN BE PROVIDED ON REQUEST. DO NOT SCALE IF IN DOUBT</p> <p>© COPYRIGHT, ALL RIGHTS RESERVED</p> <p>THIS DRAWING IS STRICTLY CONFIDENTIAL AND MUST NOT BE COPIED, REPRODUCED OR ADAPTED, NOR MAY ARTICLES BE MANUFACTURED IN ACCORDANCE WITH THE DRAWING WITHOUT PRIOR WRITTEN PERMISSION OF MATO AUSTRALIA PTY LTD.</p>		<p><b>mato</b></p> <p>MATO AUSTRALIA PTY LTD (INCORPORATED IN NSW) ABN 62 050 057 726</p> <p>39 BONVILLE AVE THORNTON NSW 2322 PH: 1300 850 795 FAX: (02)4936 1388</p>	
					REV.	DESCRIPTION	BY	APR'VD	DATE															
A	ISSUED FOR CONSTRUCTION	JS	DG	21/05/25																				
<p>MACHINING AND FABRICATION TOLERANCES UNO: (ALL DIMENSIONS IN mm)</p> <p>DIMENSIONAL TOLERANCE: PIPE STRAIGHTNESS  X.X ±1.0 &lt;1000 ±3.0  X.XX ±0.5 &lt;2000 ±6.0  X.XXX ±0.1 &lt;3000 ±9.0  X.XXXX ±0.01  ANGLE: X.X ±1.0°  X.XX ±0.5°  HOLE CENTERS: ±0.5</p> <p>THERMAL CUTTING: ±1.0  WELDMENTS: ±2.0  CASTINGS: REFER TO CASTING NOTES  MACHINING "ROUGH" TO ISO 2768-vL  MACHINING STD: TO ISO 2768-mK  POLYURETHANE: ±2.0  WELD SYMBOLS: IN ACCORDANCE TO ISO 2553  MACHINED SURFACES UNO:  TO BE <math>\sqrt{12.5}</math> WHERE INDICATED "ROUGH"  TO BE <math>\sqrt{3.2}</math> WHERE NOT INDICATED</p>					<p>3RD ANGLE PROJECTION</p>		<p>DRAWING NO. 7875</p>		<p>PG. SIZE A3</p>		<p>SHEET 1 / 1</p>		<p>REV A</p>											

C:\Mato\Auto\Auto\01-Production\NEW FOLDER STRUCTURE\PRIMARY CLEANERS\MDP - PRIMARY CLEANERS\CS2 - END ASSEMBLIES\MDP185P1 161 22 41\CAD FILES\91 161 22 41