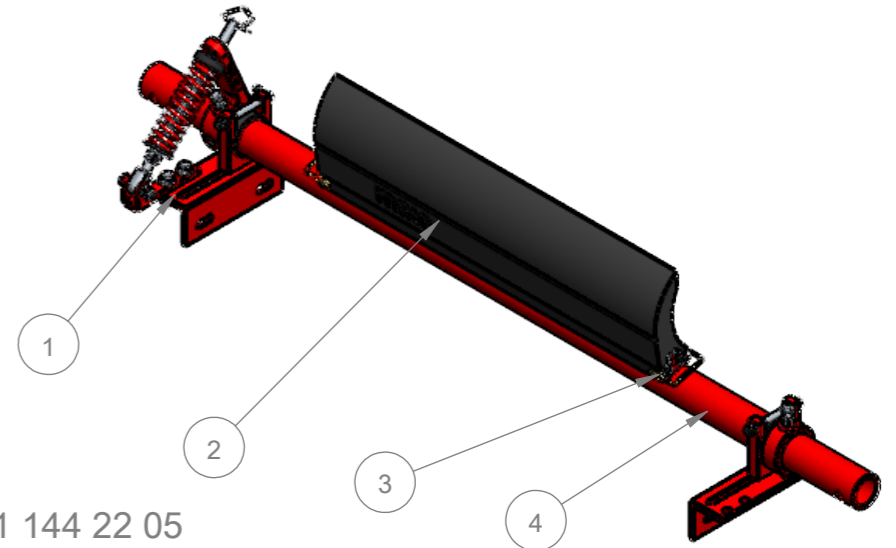
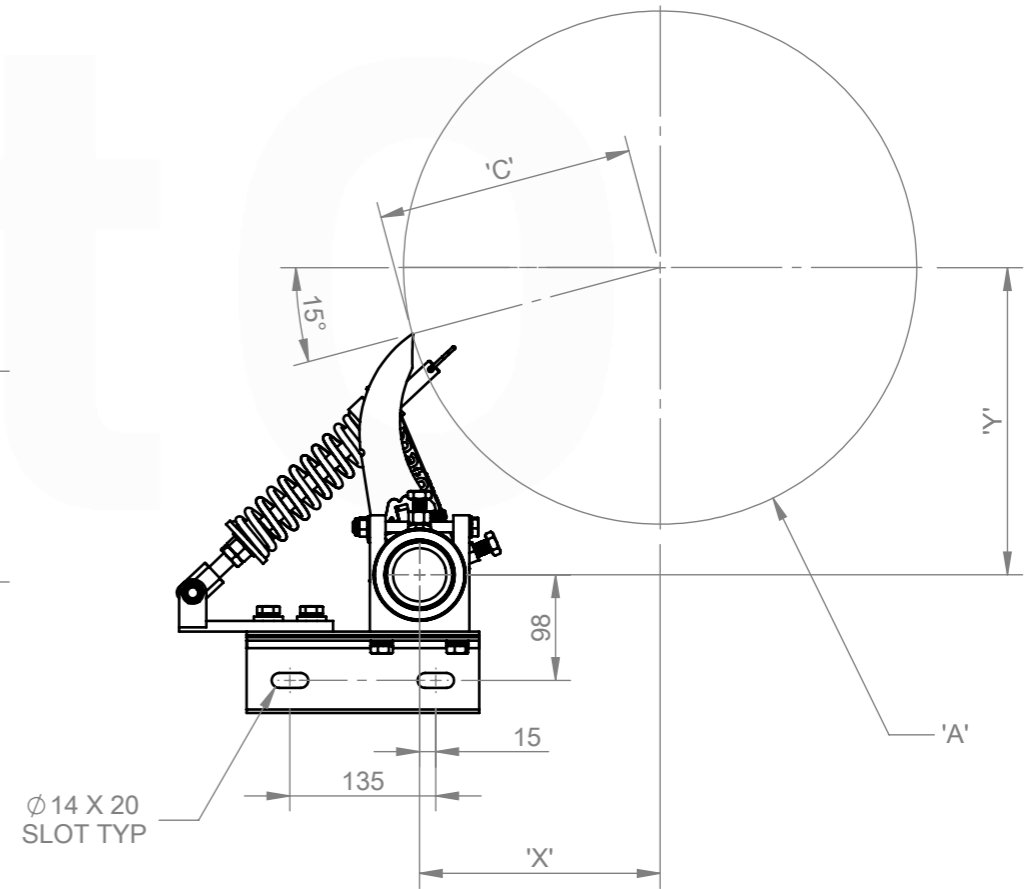
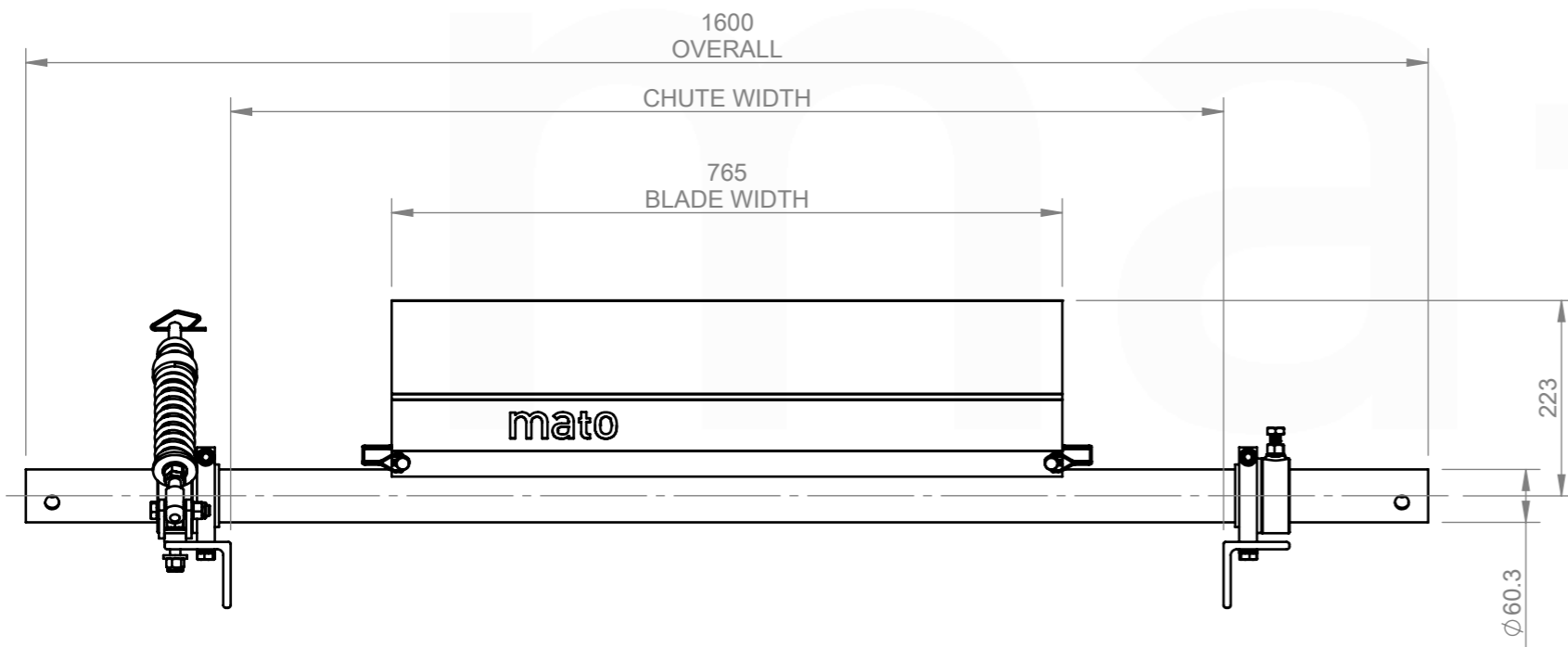


ASSEMBLY NOTES:

1. UNLESS DRAWINGS ARE MARKED "FOR CONSTRUCTION", THEY SHALL NOT BE USED FOR CONSTRUCTION PURPOSES
2. DO NOT OBTAIN DIMENSIONS BY SCALING FROM DRAWING
3. REMOVE ALL BURRS AND SHARP EDGES
4. ALL CUTS TO BE A MINIMUM OF CLASS 2 $\sqrt{3.2}$ FINISH UNO



81 144 22 05



CHUTE CUT OUT DETAIL:
REFER TO CUT OUT TEMPLATE
MDP185 CS1 INSTALLATION TEMPLATE

| ITEM NO. | DESCRIPTION | QTY. | PART No. | MASS k/g |
|----------|---|------|--------------|----------|
| 1 | MDP 60.3 CS1 COMPRESSION SPRING ASSEMBLY (RED SPRING) | 1 | 81 144 00 60 | 8.95 |
| 2 | MDP185-P2-750 | 1 | 81 140 22 15 | 7.80 |
| 3 | MDP120/185 BLADE RETAINING PIN | 2 | 81 312 15 | 0.04 |
| 4 | MDP185-60-800 SHAFT | 1 | 81 012 05 | 13.74 |

| | | | | | | | | | | | | | | | | |
|--|--|--|--|--|--|--|---|--|--|--|--|--|--|--|---|--|
| REVISIONS REV. DESCRIPTION BY APR'VD DATE A ISSUED FOR CONSTRUCTION JS DG 22/05/25 | | | | | MACHINING AND FABRICATION TOLERANCES UNO: (ALL DIMENSIONS IN mm) DIMENSIONAL TOLERANCE: PIPE STRAIGHTNESS X.X ±1.0 <1000 ±3.0 X.XX ±0.5 <2000 ±6.0 X.XXX ±0.1 <3000 ±9.0 X.XXXX ±0.01 ANGLE: X.X ±1.0° X.XX ±0.5° THERMAL CUTTING: ±1.0 WELDMENTS: ±2.0 CASTINGS: REFER TO CASTING NOTES MACHINING "ROUGH" TO ISO 2768-vL MACHINING STD: TO ISO 2768-mK POLYURETHANE: ±2.0 WELD SYMBOLS: IN ACCORDANCE TO ISO 2553 MACHINED SURFACES UNO: TO BE $\sqrt{12.5}$ WHERE INDICATED "ROUGH" TO BE $\sqrt{3.2}$ WHERE NOT INDICATED | | MATERIAL: N/A FINISH: N/A COLOUR: N/A MFG'D: INTERNAL SCALE: DO NOT SCALE | | DRAWN BY JS CHECKED DG 22/05/25 APPROVED DG 22/05/25 CREATED 13/05/2025 | | DESCRIPTION: MDP185-P2-CS1-800/50 PART NO. 81 144 22 05 MASS: 30.58 KG | | PROFILE CUT ITEMS: TO BE CUT FROM SUPPLIED DXF CAD FILE WHERE APPLICABLE ADDITIONAL DIMENSIONS CAN BE PROVIDED ON REQUEST. DO NOT SCALE IF IN DOUBT © COPYRIGHT, ALL RIGHTS RESERVED THIS DRAWING IS STRICTLY CONFIDENTIAL AND MUST NOT BE COPIED, REPRODUCED OR ADAPTED, NOR MAY ARTICLES BE MANUFACTURED IN ACCORDANCE WITH THE DRAWING WITHOUT PRIOR WRITTEN PERMISSION OF MATO AUSTRALIA PTY LTD. | | MATO AUSTRALIA PTY LTD (INCORPORATED IN NSW) ABN 62 050 057 726 39 BONVILLE AVE THORNTON NSW 2322 PH: 1300 850 795 FAX: (02)4936 1388 | |
| | | | | | DRAWING NO. 7826 PG. SIZE A3 SHEET 1 / 1 REV A | | 3RD ANGLE PROJECTION | | | | | | | | | |

C:\Mato\Auto\Info\Production\NEW FOLDER STRUCTURE\PRIMARY CLEANERS\MDP - PRIMARY CLEANERS\01 - END ASSEMBLIES\MDP185\144 22 05\CAD FILES\91 144 22 05